IKEBANA
KNILL GRUPPE

Heat Shrinkable Busbar Tubes
BBT and BBT PLUS

Product Features

Busbars insulated with BBT and BBT Plus are corona discharge free even with shorter spacing between phase to phase. This enables compact switch gear panel design.

- **FLAME RETARDANT:** Good flame retardance properties.
- **EXCELLENT HEAT RESISTANCE:** Made from cross linked polyolefins, non melting
- **HIGH FLEXIBILITY:** Can be installed on curved and bent busbars without cracking or increasing. Both circular and rectangular cross sections can be insulated using BBT & BBT Plus.
- **LARGER APPLICATION RANGE:** Expansion ratio 2.5:1.
- **EASY INSTALLATION:** In the factory or at site using gas torch or hot blower.

Properties

	Test Method	Typical Data
Tensile Strength	ASTM D 2671	Min. 12 MPa
Ultimate Elongation	ASTM D 2671	Min. 800%
Longitudinal Shrinkage	ASTM D 2671	±10%
Accelerated ageing : 7 days at 120 deg. C		
Tensile Strength	ASTM D 2671	Min 10 MPa
Ultimate Elongation	ASTM D 2671	Min. 200%
Flammability (Oxygen Index)	ISO 4589	≥25
Low Temperature Flexibility (4hrs at -40 deg. C)	ASTM D2671 C	No cracking
Volume Resistivity	IEC 60093	Min. 10^{14} Ohm cm
Dielectric Constant	IEC 60250	≤ 3.5
Dielectric Strength	IEC 60243	Min. 19 kV/mm
Water Absorption (14 days at 23 deg. C)	ISO 62	Max. 0.5%
Copper Corrosion	UL224	No corrosion

IKEBANA
KNILL GRUPPE

Heat Shrinkable Busbar Tubes
BBT and BBT PLUS

Dimensions and ordering information

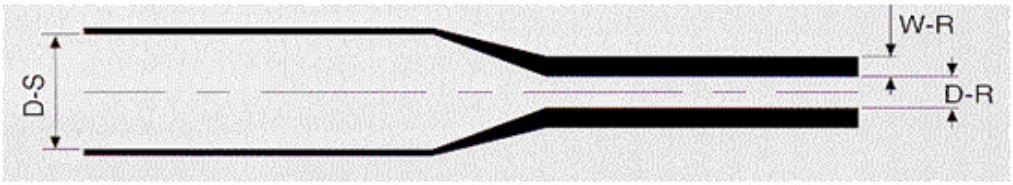



RECTANGULAR BUSBAR

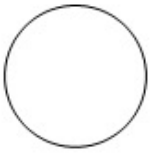

ROUND BUSBAR

Size (mm)	Inside Diameter		Wall Thickness		Suitable For Busbar Cross Section			
					Rectangular		Round	
					L + T		Diameter	
	Min D-S	Max D-R	W-S	W-R	(Min)	(Max)	(Min)	(Max)
BBT 15/6	15	6	1.1	2.5	12	18	6.5	12
BBT 25/10	25	10	1.3	2.9	20	30	11	20
BBT 30/12	30	12	1.3	2.9	22	38	13.6	25
BBT 40/16	40	16	1.3	2.9	29	52	17.6	32
BBT 50/20	50	20	1.3	2.9	36	65	22	43
BBT 65/25	65	25	1.3	2.9	55	85	33	54
BBT 75/30	75	30	1.3	2.9	55	95	33	63
BBT 100/40	100	40	1.3	2.9	70	130	44	86
BBT 120/50	120	50	1.3	2.9	90	165	55	105
BBT Plus 25/10	25	10	1.6	4	17	28	11	20
BBT Plus 40/16	40	16	1.6	4	28	45	18	32
BBT Plus 65/25	65	25	1.6	4	45	67	28	47
BBT Plus 75/25	75	25	1.6	4	45	84	28	54
BBT Plus 95/30	95	30	1.6	4	54	106	33.6	70
BBT Plus 120/40	120	40	1.6	4.1	67	134	44	87

S: As supplied, R: After free recovery, L: Width of busbar, T: Thickness of busbar

IKEBANA ENGINEERING LIMITED
Ratchaburi Industrial Estate, 155/47 Moo 4, Phetkasem Road,Chetsamian,
Photharam, Ratchaburi 70120. THAILAND.
Tel.: +66 32 375811 to 813Fax : +66 32 375810
E-mail: snabar@ikebana-heatshrink.com

KNILL GRUPPE